EPS Reading Assistant
Interactive Report Walkthrough

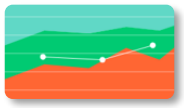 Progress Report	
Report Description	Growth and projection chart for every student session, scored transcripts & recordings of Assess & Tutor sessions
Key Observations	❑ The blue progress line should be going upward and to the right ❑ Shapes should be somewhat close to the progress line ❑ Find an assessment in the "Activity Type" column, click on the corresponding Story Name. Listen to the recording.
Questions to Explore	❑ What did you notice about the Assessment recording? Did it sound like a good sample of the student? ❑ Toggle through some different metrics. Are there some metrics that are more meaningful to you than others? ❑ Listen to some recordings. What do you notice? ❑ Do all your students have assessment scores? Would it make sense to assign an assessment now?
Tour	Progress Report

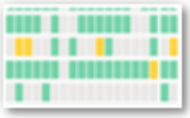 Skills Status and Skills Diagnostics Reports	
Report Description	Offers insight into student performance on specific skills across the reading rope. These reports can be used to identify gaps in learning and to offer resources for teacher directed remediation.
Key Observations	❑ Skills Status- Look for common color trends among students ❑ Skills Diagnostics – Look for high-impact areas for remediation ❑ Remember to hover over skill for more information ❑ Click into the skill to see if any resources are attached
Questions to Explore	❑ How can you use these resources? ❑ How can these reports help you form instruction? ❑ Can these reports help you with acceleration?
Tour	Skills Status Report Skills Diagnostic Report

Class Progress Report

Report Description	Allows teachers to view and compare assessment scores, utilizing a variety of metrics, for all students in a class, all in one place.
Key Observations	❑ Assessment scores can be found under each month ❑ Estimated Mastery score is in the right-hand column – this score represents practice sessions ❑ As student scores progress across months, growth should be seen ❑ If you notice anything inconsistent, consider checking the progress report ❑ Under "Report Type" change to "Thread Overview" – These are your students' Reading Rope Scores
Questions to Explore	❑ How do your monthly scores (assessments) compare to each other? Do you see growth? ❑ How do your monthly scores (assessments) compare to your estimated mastery (practice?) ❑ Change other toggles, such as Metrics and Assessment Type to see how your data adjusts. Are certain metrics more beneficial to you than others?
Tour	Class Progress Report

Standards Mastery Report

Report Description	Aligns student performance from practice and assessment sessions within the platform to state standards.
Key Observations	❑ Open the report and find a standard with data ❑ Click into the bar, Try the SoR Skills Report and the Student Mastery report
Questions to Explore	❑ Which report helps you more, the SoR view or the Student Mastery report? ❑ What do you notice about the monthly graph on the right?
Tour	Standards Mastery Report

Assessment Reports: Benchmark, Reading Risk, and Reading Rope



Report Descriptions	Reports reflect data from assessment sessions, offering a snapshot of student performance at key checkpoints.
Key Observations	❑ Assessment data should be present for all students ❑ Assessment data includes Benchmark and Progress Monitoring data ❑ Change the toggles (Testing Window, Assessment Type, Metric) and see how it impacts your data ❑ If your students have taken multiple benchmarks, toggle between testing windows and look to see if you notice growth
Questions to Explore	❑ What type of data is most beneficial to you? ❑ In the Reading Rope report, what types of skills are recommended for future focus?
Tours	Benchmark Report Reading Risk Report Reading Rope Report

Usage Report

Report Description	Weekly summary of tutoring time, stories read, instructional time, completed activities, and badges earned.
Key Observations	❑ Toggle through previous weeks, you should see students with 20-45 minutes of reading per week ❑ You should see some icons representing awards and badges
Questions to Explore	❑ What happens when you click an icon? When would be a good time to award badges? ❑ Do you have awards or badges to award? Would your students respond to printed certificates? ❑ Would incentive programs be positive for your students? ❑ Based on this report, which student recordings do you think you might benefit from listening to?
Tour	Usage Report